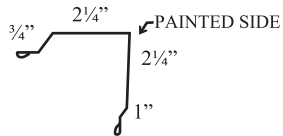
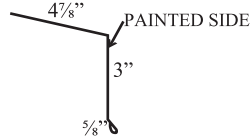
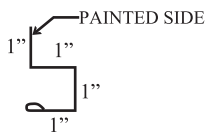
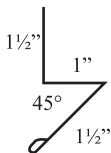
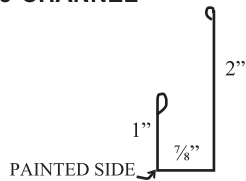
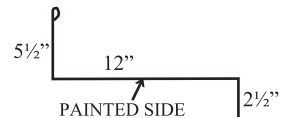
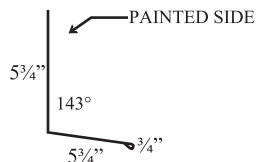
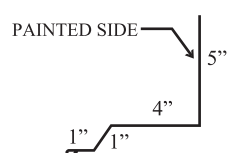
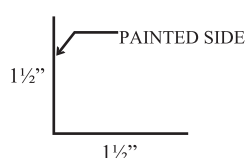
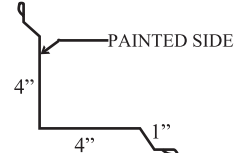
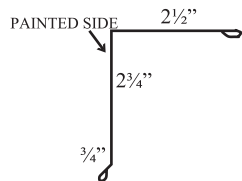
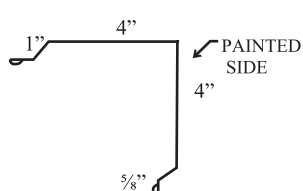
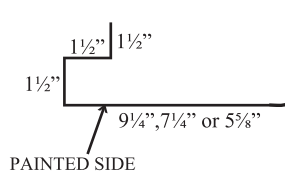
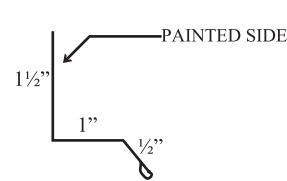
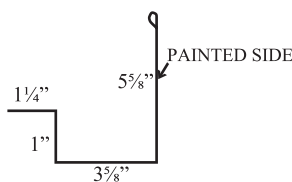
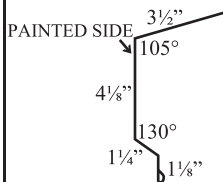
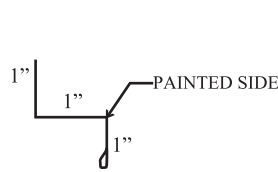
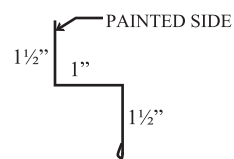
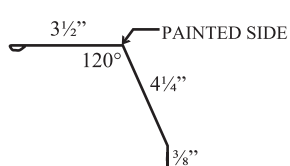
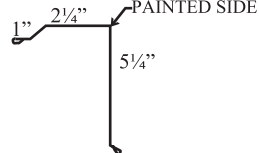
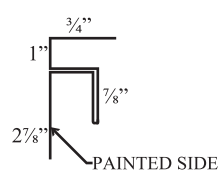
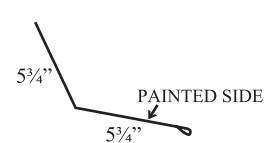
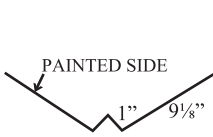
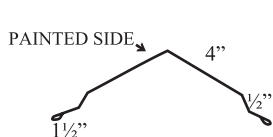
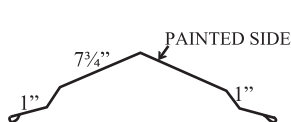
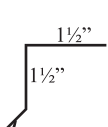
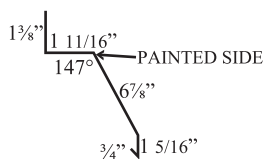
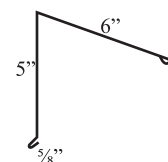
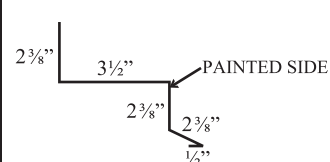
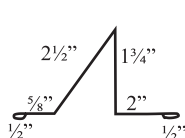
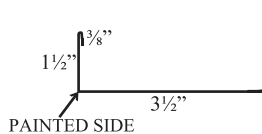


SMALL OUTSIDE CORNER**EAVE TRIM**

MID WESTERN BUILDINGS

Residential & Agricultural Trim Profiles

SQUARE BASE TRIM**RAT GUARD****J-CHANNEL****SOFFIT/FASCIA****ENDWALL****SIDEWALL****MINI ANGLE****INSIDE CORNER****RAKE TRIM****OUTSIDE CORNER****DOOR JAMB MOLDING****DRIP CAP****DOOR POST TRIM****EAVE MOLDING****DOUBLE ANGLE****Z-METAL****GAMBREL****GABLE TRIM****3/4" F & J CHANNEL****TRANSITION****VALLEY****RIDGECAP****20" RIDGE****OVERHEAD DOOR TRIM****DRIP EDGE****CANNONBALL TRACK COVER****PEAK TRIM****NATIONAL TRACK COVER****ICE GUARD****3 1/2" POST TRIM****5 1/2" POST TRIM****7 1/4" POST TRIM**